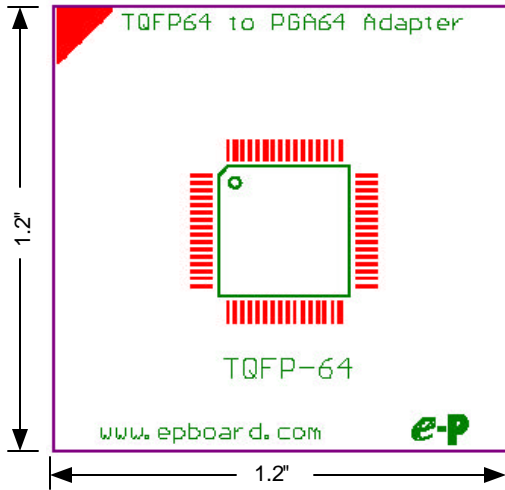
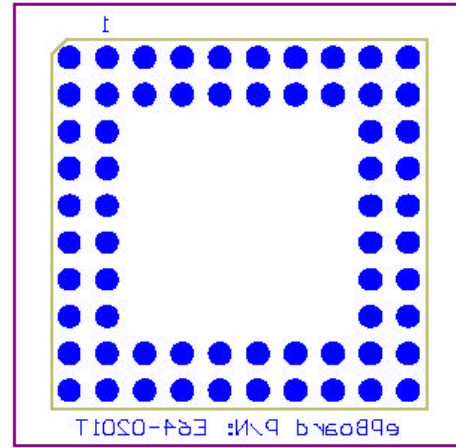


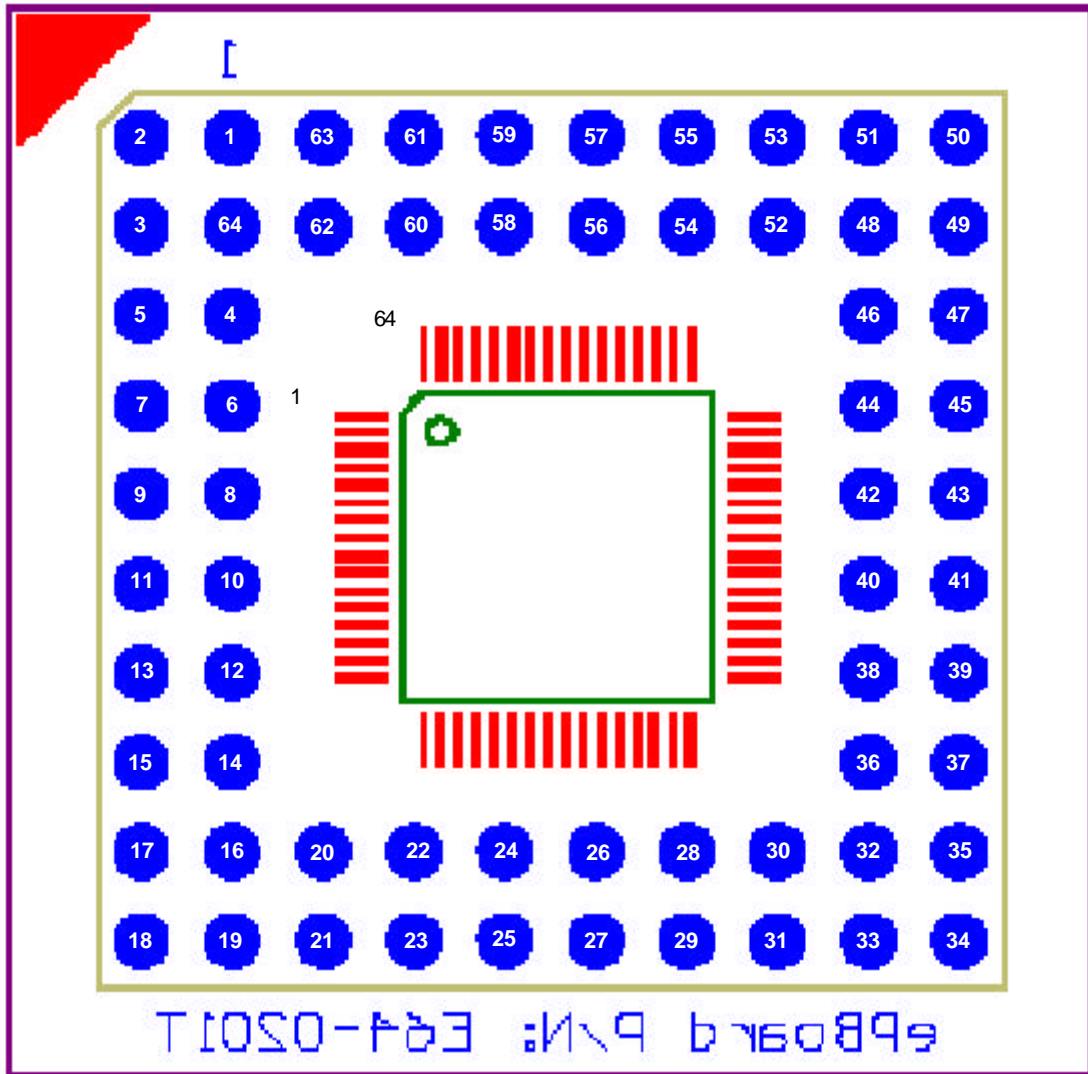
Top Side



Bottom Side (Top View X-Ray)



Mill-Max PGA Socket (510-93-064-10-051)



**Top View X-Ray
with PGA pin assignment**

U2			
PIN1	1	64	PIN64
PIN2	2	63	PIN63
PIN3	3	62	PIN62
PIN4	4	61	PIN61
PIN5	5	60	PIN60
PIN6	6	59	PIN59
PIN7	7	58	PIN58
PIN8	8	57	PIN57
PIN9	9	56	PIN56
PIN10	10	55	PIN55
PIN11	11	54	PIN54
PIN12	12	53	PIN53
PIN13	13	52	PIN52
PIN14	14	51	PIN51
PIN15	15	50	PIN50
PIN16	16	49	PIN49
PIN17	17	48	PIN48
PIN18	18	47	PIN47
PIN19	19	46	PIN46
PIN20	20	45	PIN45
PIN21	21	44	PIN44
PIN22	22	43	PIN43
PIN23	23	42	PIN42
PIN24	24	41	PIN41
PIN25	25	40	PIN40
PIN26	26	39	PIN39
PIN27	27	38	PIN38
PIN28	28	37	PIN37
PIN29	29	36	PIN36
PIN30	30	35	PIN35
PIN31	31	34	PIN34
PIN32	32	33	PIN33

PGA64

U1			
PIN1	1	64	PIN64
PIN2	2	63	PIN63
PIN3	3	62	PIN62
PIN4	4	61	PIN61
PIN5	5	60	PIN60
PIN6	6	59	PIN59
PIN7	7	58	PIN58
PIN8	8	57	PIN57
PIN9	9	56	PIN56
PIN10	10	55	PIN55
PIN11	11	54	PIN54
PIN12	12	53	PIN53
PIN13	13	52	PIN52
PIN14	14	51	PIN51
PIN15	15	50	PIN50
PIN16	16	49	PIN49
PIN17	17	48	PIN48
PIN18	18	47	PIN47
PIN19	19	46	PIN46
PIN20	20	45	PIN45
PIN21	21	44	PIN44
PIN22	22	43	PIN43
PIN23	23	42	PIN42
PIN24	24	41	PIN41
PIN25	25	40	PIN40
PIN26	26	39	PIN39
PIN27	27	38	PIN38
PIN28	28	37	PIN37
PIN29	29	36	PIN36
PIN30	30	35	PIN35
PIN31	31	34	PIN34
PIN32	32	33	PIN33

TQFP64

eP Board Design		
Title		
TQFP64 to PGA64 PART		
Size	Document Number	Rev
A	E64-0202	1.0
Date: Saturday, June 15, 2002		
Sheet 1 of 1		